



## Run for the Son 5K and 10K

📅 Saturday, February 3, 2024 📍 Powder Springs, GA, US

🔗 Share ▾

Timing by Start 2 Finish Atlanta

Results questions? [Contact timer](#)

## Select race

10K



[🏁 Results](#)

[📊 Statistics](#)

[🏆 Awards](#)

## Search participants by name or bib #

✕

▼ Filters

Place ↕	Bib ↕	Name ↕	Chip Time ↕	Gun Time ↕	Pace ↕	Gender ↕	Age ↕	Age Group ↕	City ↕	State ↕
1	26	<a href="#">Parker Gurley</a>	35:42.4	35:42.4	05:45 min/mi	Male	17	15 - 19	POWDER SPRINGS	GA
2	92	<a href="#">Parker Defreese</a>	37:29.2	37:29.2	06:02 min/mi	Male	28	25 - 29	ATLANTA	GA
3	54	<a href="#">Cody Pugh</a>	42:19.1	42:19.1	06:49 min/mi	Male	34	30 - 34	KENNESAW	GA
4	10	<a href="#">Sean Carroll</a>	43:05.4	43:05.4	06:57 min/mi	Male	27	25 - 29	ATLANTA	GA
5	12	<a href="#">Marc Christopher</a>	44:23.4	44:23.4	07:09 min/mi	Male	43	40 - 44	KENNESAW	GA
6	13	<a href="#">Reese Christopher</a>	44:31.2	44:31.2	07:10 min/mi	Male	12	1 - 14	KENNESAW	GA
7	15	<a href="#">Matthew Collins</a>	45:42.7	45:42.7	07:22 min/mi	Male	34	30 - 34	ATLANTA	GA
8	28	<a href="#">Neha Halebeed</a>	46:03.8	46:03.8	07:25 min/mi	Female	23	20 - 24		
9	81	<a href="#">Bryson Smith</a>	46:05.9	46:05.9	07:26 min/mi	Male	14	1 - 14	ACWORTH	GA
10	52	<a href="#">Scott Murray</a>	46:14.4	46:14.4	07:27 min/mi	Male	53	50 - 54	KENNESAW	GA
11	78	<a href="#">Juan Miguel Zuniga</a>	46:24.7	46:24.7	07:29 min/mi	Male	39	35 - 39	DALLAS	GA
12	50	<a href="#">Kali Mitchell</a>	46:27.9	46:27.9	07:29 min/mi	Female	30	30 - 34	POWDER SPRINGS	GA
13	100	<a href="#">Nathan Petrofes</a>	49:33.2	49:33.2	07:59 min/mi	Male	25	25 - 29	ATLANTA	GA
14	57	<a href="#">Kellam Rogers</a>	50:18.0	50:18.0	08:06 min/mi	Male	14	1 - 14	KENNESAW	GA
15	47	<a href="#">Jack Mallouk</a>	50:57.7	50:57.7	08:13 min/mi	Male	12	1 - 14	ACWORTH	GA
16	87	<a href="#">Bryon Blankenbecler</a>	52:12.1	52:12.1	08:25 min/mi	Male	62	60 - 64	MARIETTA	GA

Place	Bib	Name	Chip Time	Gun Time	Pace	Gender	Age	Age Group	City	State
17	86	<a href="#">Eric Lowe</a>	52:21.1	52:21.1	08:26 min/mi	Male	53	50 - 54	KENNESAW	GA
18	83	<a href="#">Michael Maynard</a>	52:30.8	52:30.8	08:28 min/mi	Male	38	35 - 39	KENNESAW	GA
19	75	<a href="#">Brian Varnum</a>	52:46.7	52:46.7	08:30 min/mi	Male	34	30 - 34	DALLAS	GA
20	23	<a href="#">Richard Dixon</a>	52:53.3	52:53.3	08:31 min/mi	Male	51	50 - 54	ROME	GA
21	14	<a href="#">Jill Clark</a>	53:17.0	53:17.0	08:35 min/mi	Female	39	35 - 39	HIRAM	GA
22	74	<a href="#">Caleb Trickel</a>	53:30.4	53:30.4	08:37 min/mi	Male	13	1 - 14	ACWORTH	GA
23	80	<a href="#">Kelli Bussey</a>	53:37.5	53:37.5	08:38 min/mi	Female	32	30 - 34	DALLAS	GA
24	70	<a href="#">Eliad Stout</a>	53:45.9	53:45.9	08:40 min/mi	Male	14	1 - 14	KENNESAW	GA
25	99	<a href="#">George Monsalvatge</a>	53:49.5	53:49.5	08:40 min/mi	Male	57	55 - 59	POWDER SPRINGS	GA
26	16	<a href="#">Blake Cone</a>	54:07.6	54:07.6	08:43 min/mi	Male	42	40 - 44	KENNESAW	GA
27	6	<a href="#">Mary Breazeale</a>	54:45.3	54:45.3	08:49 min/mi	Female	34	30 - 34	LITHIA SPRINGS	GA
28	51	<a href="#">Samantha Murray</a>	54:51.0	54:51.0	08:50 min/mi	Female	24	20 - 24	KENNESAW	GA
29	61	<a href="#">Corbin Schwartz</a>	54:51.0	54:51.0	08:50 min/mi	Male	23	20 - 24	KENNESAW	GA
30	49	<a href="#">Jeremy Miller</a>	55:03.0	55:03.0	08:52 min/mi	Male	39	35 - 39	KENNESAW	GA
31	18	<a href="#">Elizabeth Davis</a>	55:23.0	55:23.0	08:55 min/mi	Female	38	35 - 39	DALLAS	GA
32	48	<a href="#">Howard Marx</a>	55:41.0	55:41.0	08:58 min/mi	Male	53	50 - 54	ACWORTH	GA
33	58	<a href="#">Tommy Rogers</a>	56:10.4	56:10.4	09:03 min/mi	Male	60	60 - 64	HIRAM	GA
34	31	<a href="#">Stephen Heard</a>	56:30.4	56:30.4	09:06 min/mi	Male	30	30 - 34	MARIETTA	GA
35	44	<a href="#">Emily Lindsey</a>	56:34.6	56:34.6	09:07 min/mi	Female	42	40 - 44	MARIETTA	GA
36	22	<a href="#">James Demar</a>	57:16.4	57:16.4	09:14 min/mi	Male	39	35 - 39	MARIETTA	GA
37	64	<a href="#">Danielle Shaffo</a>	57:22.2	57:22.2	09:14 min/mi	Female	41	40 - 44	KENNESAW	GA
38	96	<a href="#">Jude Fountain</a>	57:22.3	57:22.3	09:14 min/mi	Male	15	15 - 19	KENNESAW	GA
39	36	<a href="#">Michaela Jacobson</a>	58:11.6	58:11.6	09:22 min/mi	Female	26	25 - 29	DALLAS	GA
40	76	<a href="#">David Williams</a>	58:14.0	58:14.0	09:23 min/mi	Male	53	50 - 54	ROCKMART	GA
41	84	<a href="#">Jada Alexis</a>	58:20.8	58:20.8	09:24 min/mi	Female	29	25 - 29	MARIETTA	GA
42	62	<a href="#">John Sepnieski</a>	58:21.3	58:21.3	09:24 min/mi	Male	58	55 - 59	DALLAS	GA
43	19	<a href="#">Claire Decastro</a>	58:47.7	58:47.7	09:28 min/mi	Female	23	20 - 24	MARIETTA	GA

Place	Bib	Name	Chip Time	Gun Time	Pace	Gender	Age	Age Group	City	State
44	7	<a href="#">Tyler Brewer</a>	58:56.5	58:56.5	09:30 min/mi	Male	40	40 - 44	POWDER SPRINGS	GA
45	95	<a href="#">Misty Fountain</a>	59:08.0	59:08.0	09:31 min/mi	Female	48	45 - 49	KENNESAW	GA
46	91	<a href="#">Geraldyn Kollenberg</a>	59:15.0	59:15.0	09:33 min/mi	Female	62	60 - 64	ACWORTH	GA
47	69	<a href="#">Molly Southern</a>	59:18.4	59:18.4	09:33 min/mi	Female	28	25 - 29	MARIETTA	GA
48	403	<a href="#">Claire Gyomory</a>	59:18.5	59:18.5	09:33 min/mi	Female	25	25 - 29	SIMPSONVILLE	SC
49	55	<a href="#">Melissa Register</a>	59:35.0	59:35.0	09:36 min/mi	Female	52	50 - 54	ROCKMART	GA
50	5	<a href="#">Bill Bootz</a>	1:00:47.3	1:00:47.3	09:47 min/mi	Male	56	55 - 59	SUMMERFIELD	FL
51	11	<a href="#">Tyler Chapman</a>	1:00:53.4	1:00:53.4	09:48 min/mi	Male	23	20 - 24	KENNESAW	GA
52	97	<a href="#">Katrina Shirley</a>	1:01:11.1	1:01:11.1	09:51 min/mi	Female	37	35 - 39	POWDER SPRINGS	GA
53	98	<a href="#">Justin Shirley</a>	1:01:11.8	1:01:11.8	09:51 min/mi	Male	39	35 - 39	POWDER SPRINGS	GA
54	42	<a href="#">Chris Kitchens</a>	1:02:12.7	1:02:12.7	10:01 min/mi	Male	75	70+	ACWORTH	GA
55	94	<a href="#">Elisabeth Price</a>	1:02:44.5	1:02:44.5	10:06 min/mi	Female	25	25 - 29	POWDER SPRINGS	GA
56	40	<a href="#">Annie Kimbrough</a>	1:02:46.4	1:02:46.4	10:07 min/mi	Female	22	20 - 24	CUMMING	GA
57	3	<a href="#">Ken Athaide</a>	1:03:12.2	1:03:12.2	10:11 min/mi	Male	62	60 - 64	ATLANTA	GA
58	53	<a href="#">Steve Ontiveros</a>	1:03:30.8	1:03:30.8	10:14 min/mi	Male	35	35 - 39		
59	2	<a href="#">Stefany Anchia</a>	1:03:44.2	1:03:44.2	10:16 min/mi	Female	35	35 - 39	DALLAS	GA
60	27	<a href="#">Lee Hainer</a>	1:03:50.2	1:03:50.2	10:17 min/mi	Male	51	50 - 54		
61	71	<a href="#">Bonnie Sturgill</a>	1:04:05.6	1:04:05.6	10:19 min/mi	Female	63	60 - 64	STONE MOUNTAIN	GA
62	89	<a href="#">Marian Hull</a>	1:04:30.3	1:04:30.3	10:23 min/mi	Female	56	55 - 59	MARIETTA	GA
63	9	<a href="#">Carol Campbell</a>	1:05:10.6	1:05:10.6	10:30 min/mi	Female	62	60 - 64	KENNESAW	GA
64	20	<a href="#">Bailey Defoor</a>	1:05:17.1	1:05:17.1	10:31 min/mi	Female	21	20 - 24	POWDER SPRINGS	GA
65	21	<a href="#">Bart Defoor</a>	1:05:17.3	1:05:17.3	10:31 min/mi	Male	49	45 - 49	POWDER SPRINGS	GA
66	401	<a href="#">Kara Linker</a>	1:07:18.9	1:07:18.9	10:50 min/mi	Female	37	35 - 39	ACWORTH	GA
67	402	<a href="#">Luis Caldera</a>	1:07:28.8	1:07:28.8	10:52 min/mi	Male	27	25 - 29	CONYERS	GA
68	72	<a href="#">Taylor Temples</a>	1:07:47.3	1:07:47.3	10:55 min/mi	Male	51	50 - 54		
69	33	<a href="#">Gary Henderson</a>	1:07:53.0	1:07:53.0	10:56 min/mi	Male	65	65 - 69	KENNESAW	GA
70	39	<a href="#">John Jones</a>	1:08:52.6	1:08:52.6	11:06 min/mi	Male	13	1 - 14	POWDER SPRINGS	GA

Place	Bib	Name	Chip Time	Gun Time	Pace	Gender	Age	Age Group	City	State
71	88	<a href="#">Walter Rhodes</a>	1:09:02.6	1:09:02.6	11:07 min/mi	Male	50	50 - 54	KENNESAW	GA
72	63	<a href="#">Lexi Shadrix</a>	1:12:29.3	1:12:29.3	11:40 min/mi	Female	30	30 - 34	DALLAS	GA
73	8	<a href="#">Emily Bruce</a>	1:12:41.4	1:12:41.4	11:42 min/mi	Female	18	15 - 19	TALLAPOOSA	GA
74	35	<a href="#">Mercedes Hughes</a>	1:12:43.5	1:12:43.5	11:43 min/mi	Male	49	45 - 49		
75	66	<a href="#">Jeremy Smith</a>	1:12:55.3	1:12:55.3	11:45 min/mi	Male	52	50 - 54	DALLAS	GA
76	404	<a href="#">Matthew Kunkel</a>	1:13:08.3	1:13:08.3	11:47 min/mi	Male	45	45 - 49	POWDER SPRINGS	GA
77	41	<a href="#">Danielle King</a>	1:13:38.0	1:13:38.0	11:52 min/mi	Female	29	25 - 29		
78	82	<a href="#">Shek Berry</a>	1:14:37.5	1:14:37.5	12:01 min/mi	Male	22	20 - 24	MACON	GA
79	34	<a href="#">Ruth Henderson</a>	1:14:37.5	1:14:37.5	12:01 min/mi	Female	64	60 - 64	KENNESAW	GA
80	56	<a href="#">David Rogers</a>	1:15:28.2	1:15:28.2	12:09 min/mi	Male	57	55 - 59	KENNESAW	GA
81	37	<a href="#">Satish Jagadisan</a>	1:18:16.4	1:18:16.4	12:36 min/mi	Male	43	40 - 44	TROY	MI
82	25	<a href="#">Hannah Eisla</a>	1:18:19.5	1:18:19.5	12:37 min/mi	Female	38	35 - 39	MARIETTA	GA
83	1	<a href="#">Robin Alexander</a>	1:20:21.5	1:20:21.5	12:56 min/mi	Female	61	60 - 64	ACWORTH	GA
84	77	<a href="#">Beth Anne Youngblood</a>	1:27:58.3	1:27:58.3	14:10 min/mi	Female	35	35 - 39	KENNESAW	GA
85	79	<a href="#">John Golemo</a>	1:28:26.6	1:28:26.6	14:15 min/mi	Male	59	55 - 59	ACWORTH	GA
86	17	<a href="#">Anna Cowan</a>	1:28:43.2	1:28:43.2	14:17 min/mi	Female	37	35 - 39		
87	43	<a href="#">Keith Lambert</a>	1:33:16.4	1:33:16.4	15:01 min/mi	Male	60	60 - 64		
88	38	<a href="#">Phyllis Johnson</a>	1:35:15.5	1:35:15.5	15:20 min/mi	Female	60	60 - 64	KENNESAW	GA
89	24	<a href="#">Michelle Edmondson</a>	1:37:06.7	1:37:06.7	15:38 min/mi	Female	45	45 - 49	MARIETTA	GA
90	59	<a href="#">Jordan Ruff</a>	1:38:54.9	1:38:54.9	15:56 min/mi	Female	27	25 - 29	MARIETTA	GA
91	65	<a href="#">Linda Shealy</a>	1:38:55.5	1:38:55.5	15:56 min/mi	Female	62	60 - 64	KENNESAW	GA
92	93	<a href="#">Aisha Bartley</a>	1:44:41.8	1:44:41.8	16:51 min/mi	Female	46	45 - 49	DALLAS	GA
93	67	<a href="#">Ben Southern</a>				Male	15	15 - 19	DALLAS	GA
94	73	<a href="#">Taigen Thomas</a>				Male	15	15 - 19	ACWORTH	GA
95	60	<a href="#">Jude Saxon</a>				Male	12	1 - 14	MARIETTA	GA
96	68	<a href="#">John Southern</a>				Male	49	45 - 49	DALLAS	GA
97	45	<a href="#">Sarah Lockwood</a>				Female	26	25 - 29	DULUTH	GA
98	29	<a href="#">Matt Hanson</a>				Male	40	40 - 44	MARIETTA	GA
99	46	<a href="#">Elizabeth Mahan</a>				Female	61	60 - 64	ACWORTH	GA
100	32	<a href="#">Patricia Hein</a>				Female	62	60 - 64	MARIETTA	GA



# Run for the Son 5K and 10K

Saturday, February 3, 2024 Powder Springs, GA, US

Share

Timing by Start 2 Finish Atlanta

Results questions? [Contact timer](#)

### Select race

10K



[Results](#) [Statistics](#) [Awards](#)

### Search participants by name or bib #

Search input field with clear (X) and Search buttons

### Filters

Place	Bib	Name	Chip Time	Gun Time	Pace	Gender	Age	Age Group	City	State
101	4	<a href="#">Steven Bontempi</a>				Male	54	50 - 54	POWDER SPRINGS	GA

Results table for race named: 10K

Showing 101 to 101 of 101 entries

< Prev 1 **2** Next >

Last updated: Feb 3, 2024, 9:55:00 AM EST



**Road Running Technical Council  
USA Track & Field**



# Measurement Certificate

Name of the course Run for the Son 10K Distance 10 km

Location (state) GA (city) Powder Springs

Type of course: Road Race

Measuring Methods: Bicycle

Measured By Alex Garcia, P.O. Box 70952, Marietta, GA 30007, agarcia@garciacoaching.com, 678-414-8529

Race Contact C. Paul, 5145 Due West Rd., Powder Springs, GA cpaul@burnthickory.com

Date(s) when course measured: 01/27/2016 adjustment to finish line GA16001WC 1/29/2024

Number of measurements of entire course: 2 Course Configuration: Out, back, w/loop

Elevation (meters above sea level) Start 305.70 Finish 304.50 Lowest 286.20 Highest 336.50

Straight line distance between start and finish 116.84m Drop 0.12 m/km Separation 1.17 %

Type of surface: Paved 100 % Dirt 0 % Gravel 0 % Grass 0 % Track 0 %

Effective date of certification: January 29, 2024 Certification code: GA16302WC

Note to Race Director: Use this Certification Code  
in all public announcements relating to your race.

## *Be It Officially Noted That*

Based on examination of data provided by the above named measurer, the course described above and in the map attached is hereby certified as reasonably accurate in measurement according to the standards adopted by the Road Running Technical Council. If any changes are made to the course, this certification becomes void, and the course must then be recertified.

**Verification of Course ---** In the event a National Open Record is set on the course, or at the discretion of USA Track & Field, a verification measurement may be required to be performed by a member of the Road Running Technical Council. If such a remeasurement shows the course to be short, then all pending records will be rejected and the course certification will be cancelled.

***This certification expires on December 31 of the year:*** **2026**

**AS NATIONALLY CERTIFIED BY:**

Date: January 30, 2024

Woody Cornwell - USATF/RRTC Certifier - 1532 Harrington St., Newberry SC 29108  
(803) 405-1525 - woody.cornwell@gmail.com



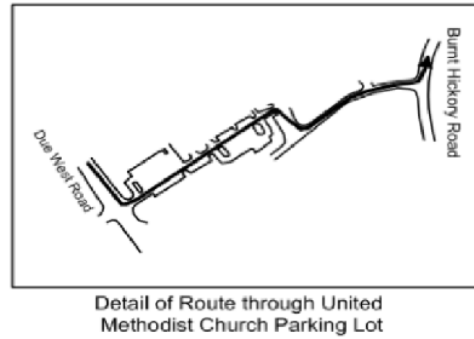
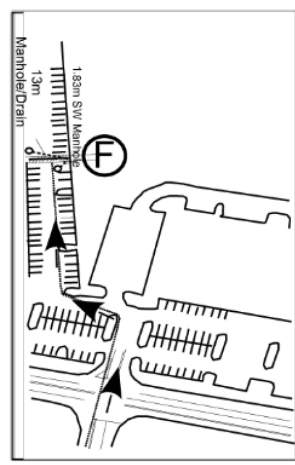
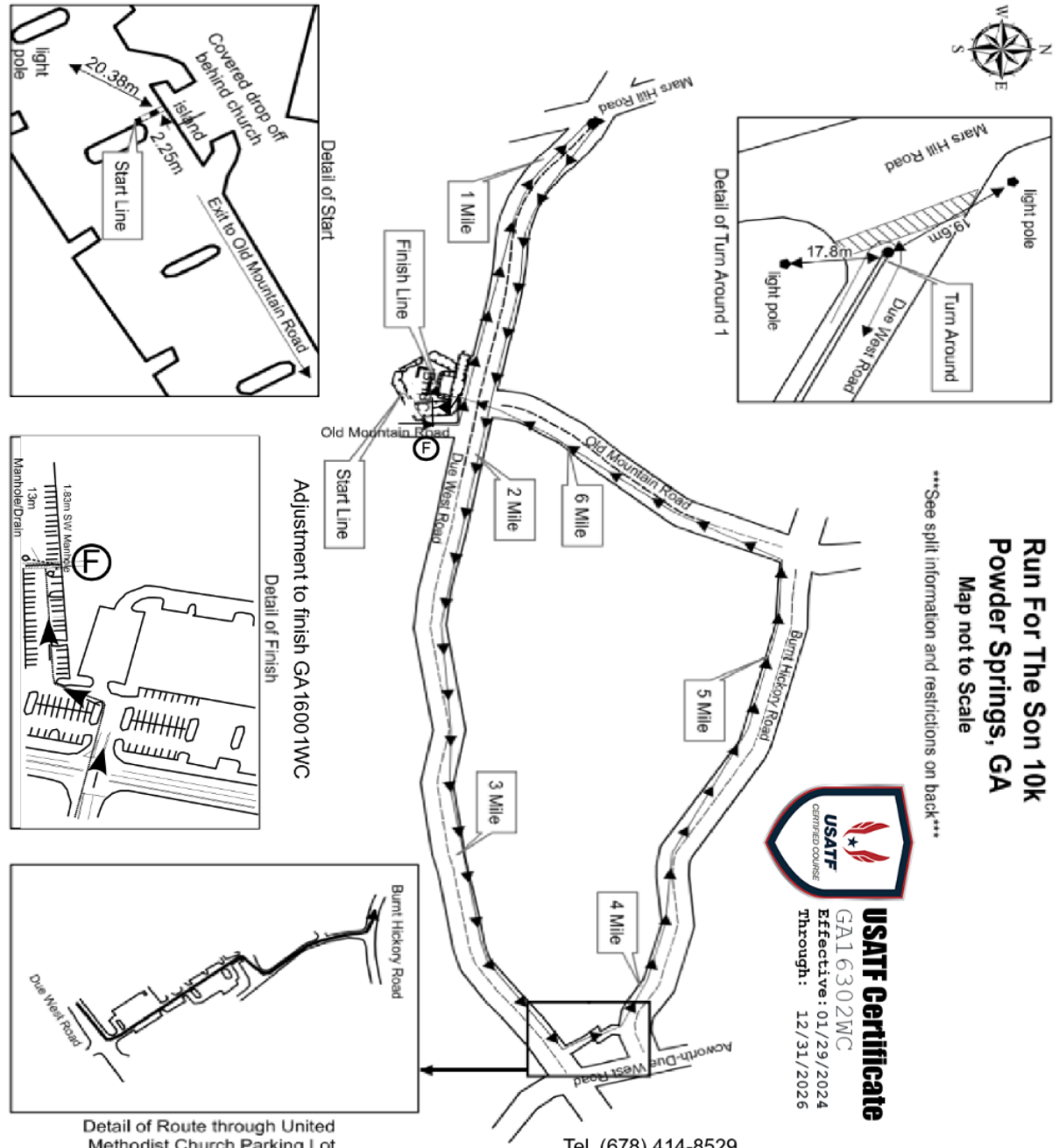
**Run For The Son 10K**  
**Powder Springs, GA**  
 Map not to Scale

\*\*\*See split information and restrictions on back\*\*\*



**USATF Certificate**  
 GA16302WC  
 Effective: 01/29/2024  
 Through: 12/31/2026

Tel. (678) 414-8529  
[agarcia@garciacoaching.com](mailto:agarcia@garciacoaching.com)  
 Course Measured by Alex Garcia January 26 and 27, 2016  
 Map Prepared by Phillip Quirk



This course was measured using the full width of the road and the Shortest Possible Route (SPR).  
 Calibration course: USATF Certificate GA 15087WC / 300 meters